

ENGINEERING DATA

---

# Series V

# Evaporative Condensers



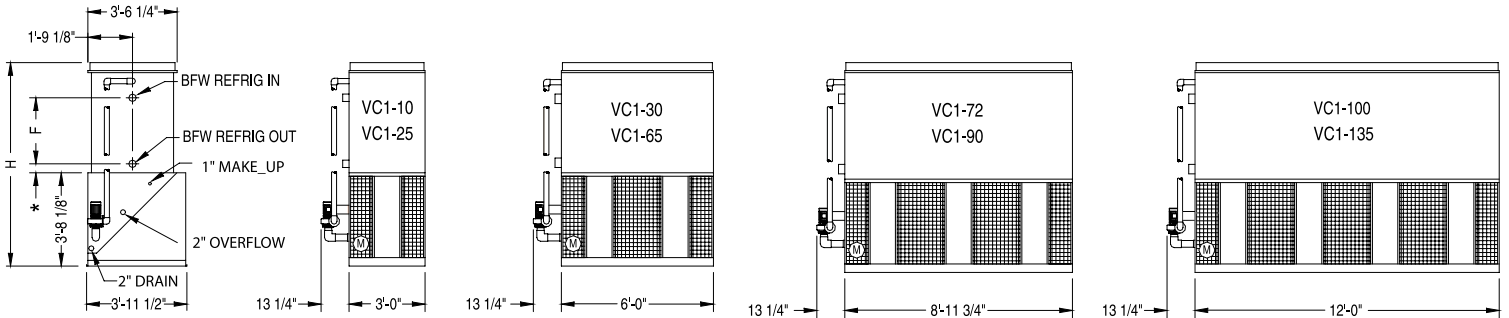
## contents

- 1 VC1 ENGINEERING DATA
- 5 VCL ENGINEERING DATA
- 7 SERIES V STRUCTURAL SUPPORT

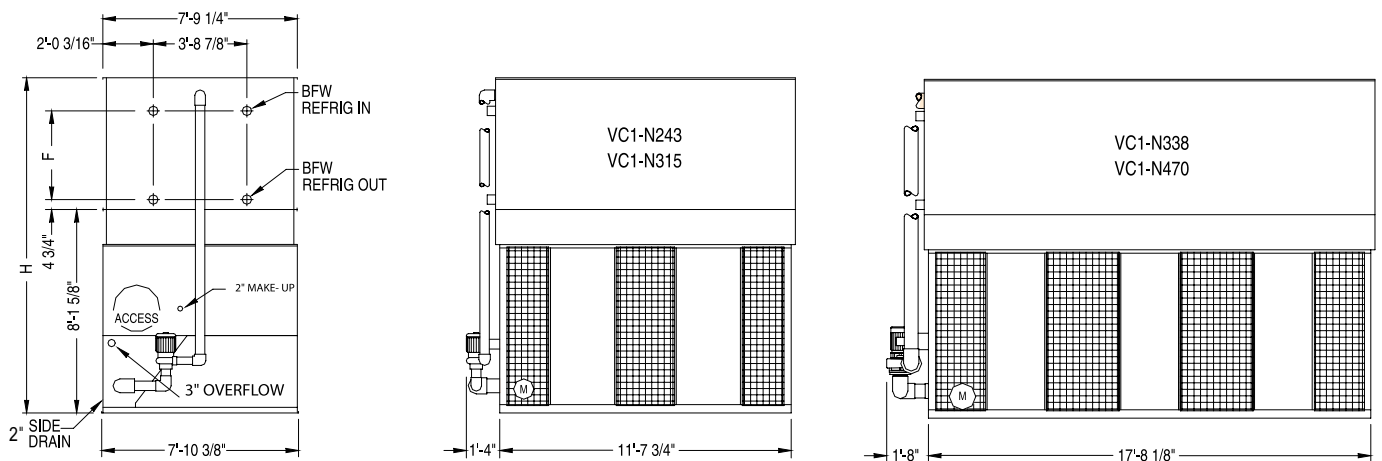
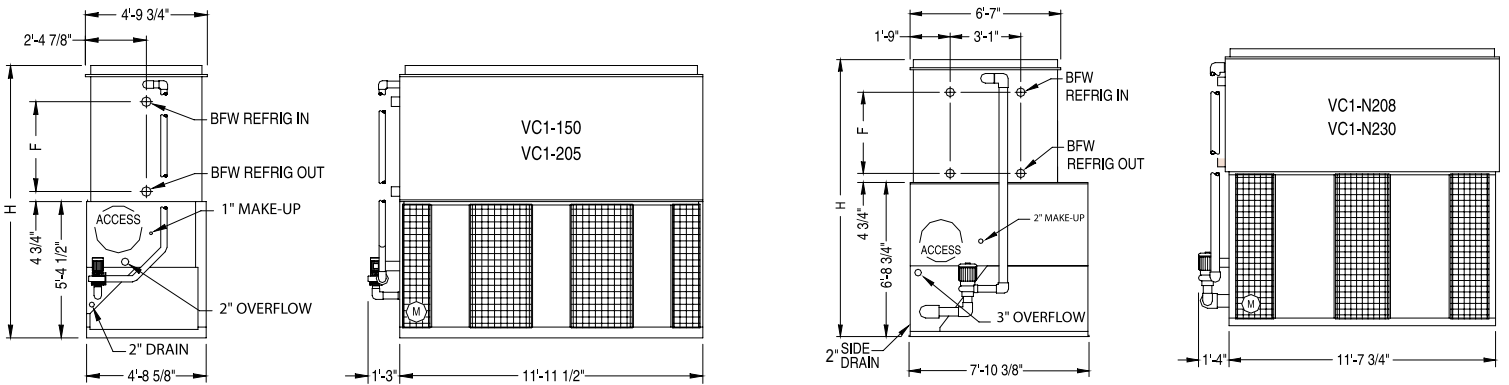


VC1

# Engineering Data



\* 4 1/4" ON VC1-10 - 20  
 4 3/4" ON VC1-30 - 135





**NOTE:** Up-to-date engineering data, free product selection software, and more can be found at [www.BaltimoreAircoil.com](http://www.BaltimoreAircoil.com).

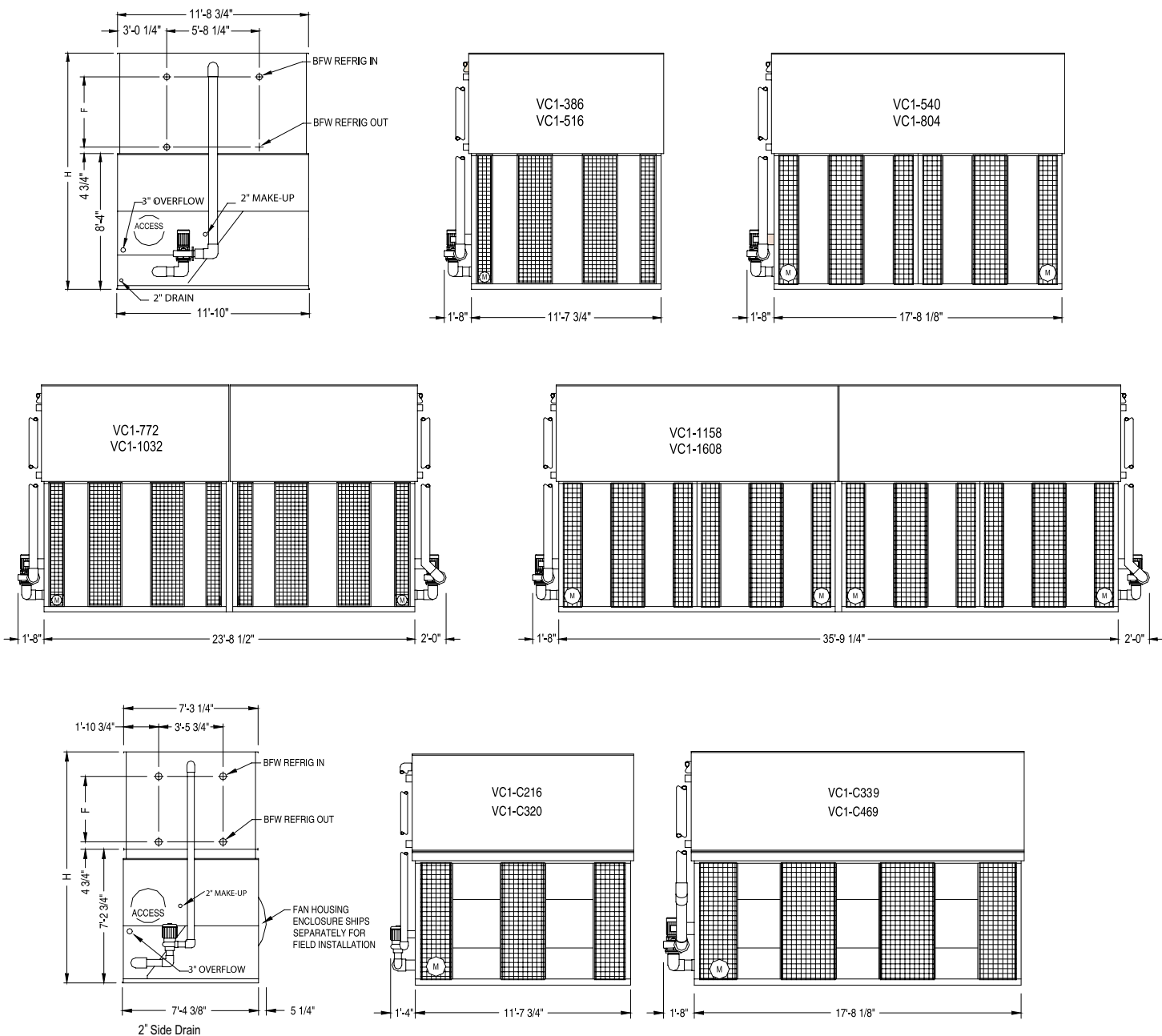
Nom. Box Size	Model Number <sup>[1]</sup>	Base Heat Rejection (MBH)	R-717 Tons <sup>[2]</sup>	Fan Motor (HP) <sup>[3]</sup>	Airflow Rate (CFM)	Pump Motor (HP)	Spray Flow Rate (GPM)	Approximate Weight (lbs)			R-717 Operating Charge <sup>[6]</sup> (lbs)	Internal Unit Volume (ft <sup>3</sup> )	Remote Sump			F	H
								Ship Weight	Heaviest Section <sup>[4]</sup>	Oper. Weight <sup>[5]</sup>			Max. Drain Size <sup>[7]</sup> (in)	Max. Volume Req. (gal)	Approx. Oper. Weight (lbs)		
3' x 3'	VC1-10	147	7	.5	2,900	1/3	35	1,270	* 1,270	1,400	19	2	2 1/2	25	1,220	1'-2 1/4"	6'-7 1/4"
	VC1-15	221	11	1	3,800			1,460	* 1,460	1,600	25	2.7			1,420	1'-10 3/4"	7'-3 3/4"
	VC1-20	294	14	1.5	4,400			1,620	1,000	1,770	32	3.5			1,590	2'-7 1/4"	8'-0 1/4"
	VC1-25	368	18	3	5,300			1,670	1,050	1,820	34	3.5			1,640	2'-7 1/4"	8'-0 1/4"
3' x 6'	VC1-30	441	21	3	8,200	1/2	75	2,010	* 2,010	2,300	35	3.5	3	50	1,990	1'-1 1/4"	6'-7 1/4"
	VC1-38	559	27	3	8,900			2,240	* 2,240	2,560	45	5			2,250	1'-9 3/4"	7'-3 3/4"
	VC1-46	676	33	3	8,500			2,540	1,650	2,880	61	6.5			2,570	2'-6 1/4"	8'-0 1/4"
	VC1-52	764	37	5	10,200			2,590	1,700	2,930	65	6.5			2,620	2'-6 1/4"	8'-0 1/4"
	VC1-58	853	41	5	9,800			2,860	1,940	3,230	76	8			2,920	3'-2 3/4"	8'-8 3/4"
	VC1-65	956	46	7.5	11,600			2,930	2,010	3,300	80	8			2,990	3'-2 3/4"	8'-8 3/4"
3' x 9'	VC1-72	1,058	51	5	12,300	3/4	115	3,510	2,400	4,210	90	9.6	4	75	3,770	2'-9 1/4"	8'-3 1/4"
	VC1-80	1,176	57	7.5	14,500			3,580	2,470	4,280	100	9.6			3,840	2'-9 1/4"	8'-3 1/4"
	VC1-90	1,323	64	7.5	14,000			4,000	2,850	4,750	110	12			4,310	3'-6 1/2"	9'-0 1/2"
3' x 12'	VC1-100	1,470	71	7.5	19,600	1	150	4,450	3,060	5,420	120	13	4	105	4,830	2'-9 1/4"	8'-3 1/4"
	VC1-110	1,617	78	10	22,000			4,530	3,140	5,500	130	13			4,910	2'-9 1/4"	8'-3 1/4"
	VC1-125	1,838	89	10	21,000			5,060	3,640	6,080	145	16			5,490	3'-6 1/2"	9'-0 1/2"
	VC1-135	1,985	96	15	23,000			5,180	3,640	6,160	145	16			5,570	3'-6 1/2"	9'-0 1/2"
4.5' x 12'	VC1-150	2,205	106	10	28,200	1 1/2	220	7,480	4,920	8,730	170	18	6	140	7,880	2'-9 1/4"	9'-11 5/8"
	VC1-165	2,426	117	10	27,200			8,060	5,830	9,680	210	25			8,830	3'-6 1/2"	10'-8 7/8"
	VC1-185	2,720	131	15	33,300			8,170	5,930	9,770	210	23			8,920	3'-6 1/2"	10'-8 7/8"
	VC1-205	3,014	145	20	35,800			8,820	6,580	10,420	245	27			9,570	4'-3 3/4"	11'-6 1/8"
8' x 12'	VC1-N208	3,058	148	15	39,650	2	305	10,170	6,580	13,710	230	25	6	360	11,460	2'-9 1/4"	11'-3 7/8"
	VC1-N230	3,381	163	15	38,550			11,410	8,220	15,000	245	31			12,750	3'-6 1/2"	12'-1 1/8"
	VC1-N243	3,572	172	20	46,150	3	385	10,720	7,050	15,140	290	32			13,040	2'-9 1/4"	12'-9 1/8"
	VC1-N257	3,778	182	25	49,700			10,770	7,050	15,190	290	32			13,090	2'-9 1/4"	12'-9 1/8"
	VC1-N275	4,043	195	20	44,800			12,130	8,460	16,700	360	40			14,600	3'-6 1/2"	13'-6 3/4"
	VC1-N301	4,425	213	25	47,150			13,580	9,860	18,210	430	47			16,110	4'-3 3/4"	14'-3 5/8"
	VC1-N315	4,631	223	30	50,100			13,600	9,860	18,230	430	47			16,130	4'-3 3/4"	14'-3 5/8"
8' x 18'	VC1-N338	4,969	240	20	60,450	5	580	15,630	10,390	22,360	435	48	8	520	19,110	2'-9 1/4"	12'-9 1/8"
	VC1-N357	5,248	253	25	65,100			15,680	10,390	22,410	435	48			19,160	2'-9 1/4"	12'-9 1/8"
	VC1-N373	5,483	265	30	69,200			15,700	10,390	22,430	435	48			19,180	2'-9 1/4"	12'-9 1/8"
	VC1-N417	6,130	296	30	67,200			17,880	12,570	24,820	540	59			21,570	3'-6 1/2"	13'-6 3/4"
	VC1-N470	6,909	333	40	72,250			20,250	14,750	27,410	645	71			24,160	4'-3 3/4"	14'-3 5/8"



**NOTES:**

- Model number denotes nominal tons using R-22 at a 105°F condensing temperature, a 40°F suction temperature, and a 78°F entering wet-bulb temperature.
- R-717 tons are at a 96.3°F condensing temperature, a 20°F suction temperature, and a 78°F entering wet-bulb temperature.
- Fan horsepower is at 0" external static pressure.
- Unless otherwise noted, the coil section is the heaviest section.
- Operating weight shown is based on total unit weight, weight of refrigerant operating charge, and cold water basin filled to the overflow level.
- The R-22 operating charge is 1.93 times the R-717 charge; R-134a is 1.98 times.
- Maximum drain size is based on a bottom connection.
- Standard refrigerant connection sizes are 3" BFW inlet and outlet for VC1-10 through VC1-25, and 4" BFW inlet and outlet for all other models.
- For VC1-10 through VC1-205, the riser pipe diameter is 3". For VC1-N208 through VC1-315, the riser pipe diameter is 4". For VC1-N338 through VC1-N470, the riser pipe diameter is 6".
- Asterisk \* denotes unit ships in one piece.

**Do not use for construction.** Refer to factory certified dimensions. This catalog includes data current at the time of publication, which should be reconfirmed at the time of purchase.



**NOTES:**

1. Model number denotes nominal tons using R-22 at a 105°F condensing temperature, a 40°F suction temperature, and a 78°F entering wet-bulb temperature.
2. R-717 tons are at a 96.3°F condensing temperature, a 20°F suction temperature, and a 78°F entering wet-bulb temperature.
3. Fan horsepower is at 0" external static pressure.
4. Unless otherwise noted, the coil section is the heaviest section.
5. Operating weight shown is based on total unit weight, weight of refrigerant operating charge, and cold water basin filled to the overflow level.
6. The R-22 operating charge is 1.93 times the R-717 charge; R-134a is 1.98 times.
7. Maximum drain size is based on a bottom connection.
8. Standard refrigerant connection size is 4" BFW (inlet and outlet).
9. For VC1-386 through VC1-1608, the riser pipe diameter is 6". For VC1-C216 through VC1-C489, the riser pipe diameter is 4".
10. Asterisk \* denotes unit ships in one piece.

**Do not use for construction.** Refer to factory certified dimensions. This catalog includes data current at the time of publication, which should be reconfirmed at the time of purchase.



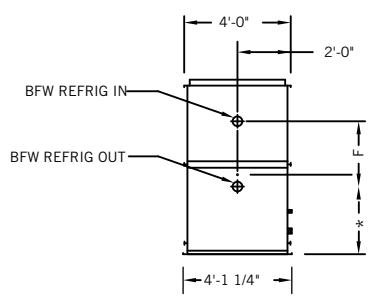
**NOTE:** Designed to minimize ocean freight costs, VC1-C models fit in standard dry van containers.

Nom. Box Size	Model Number <sup>(1)</sup>	Base Heat Rejection (MBH)	R-717 Tons <sup>(2)</sup>	Fan Motor (HP) <sup>(3)</sup>	Airflow Rate (CFM)	Pump Motor (HP)	Spray Flow Rate (GPM)	Approximate Weight (lbs)			R-717 Operating Charge <sup>(6)</sup> (lbs)	Internal Unit Volume (ft <sup>3</sup> )	Remote Sump				
								Ship Weight	Heaviest Section <sup>(4)</sup>	Oper. Weight <sup>(5)</sup>			Max. Drain Size <sup>(7)</sup> (in)	Max. Volume Req. (gal)	Approx. Oper. Weight (lbs)	F	H
12' x 12'	VC1-386	5,674	274	30	74,250	5	585	15,810	10,300	23,860	445	49	8	600	19,350	2'-9 1/4"	12'-11 1/2"
	VC1-436	6,409	309	30	72,050			17,880	12,370	26,140	550	60			21,630	3'-6 1/2"	13'-8 3/4"
	VC1-467	6,865	331	40	79,300			18,070	12,370	26,330	550	60			21,820	3'-6 1/2"	13'-8 3/4"
	VC1-454	6,674	322	30	70,400			19,950	14,440	28,430	655	72			23,920	4'-3 3/4"	14'-6"
	VC1-487	7,159	345	40	77,500			20,140	14,440	28,620	655	72			24,110	4'-3 3/4"	14'-6"
	VC1-516	7,585	366	50	83,450			20,180	14,440	28,660	655	72			24,150	4'-3 3/4"	14'-6"
12' x 18'	VC1-540	7,938	383	(2) 15	97,250	5	835	22,850	15,170	35,090	665	72	10	710	28,530	2'-9 1/4"	12'-11 1/2"
	VC1-579	8,511	411	(2) 20	107,050			22,870	15,170	35,110	665	72			28,550	2'-9 1/4"	12'-11 1/2"
	VC1-612	8,996	434	(2) 25	115,300			22,970	15,170	35,210	665	72			28,650	2'-9 1/4"	12'-11 1/2"
	VC1-646	9,496	458	(2) 20	103,900			25,990	18,290	38,560	825	90			32,000	3'-6 1/2"	13'-8 3/4"
	VC1-683	10,040	484	(2) 25	111,950			26,090	18,290	38,660	825	90			32,100	3'-6 1/2"	13'-8 3/4"
	VC1-715	10,511	507	(2) 30	118,950			26,130	18,290	38,700	825	90			32,140	3'-6 1/2"	13'-8 3/4"
	VC1-748	10,996	530	(2) 30	116,200			29,240	21,400	42,140	990	108			35,580	4'-3 3/4"	14'-6"
	VC1-804	11,819	570	(2) 40	127,900			29,620	21,400	42,520	990	108			35,960	4'-3 3/4"	14'-6"
12' x 24'	VC1-772	11,348	548	(2) 30	148,500	(2) 5	1,170	31,560	*10,960	47,930	890	98	10	1,360	39,760	2'-9 1/4"	12'-11 1/2"
	VC1-872	12,818	618	(2) 30	144,100			35,700	12,370	52,490	1,100	121			44,320	3'-6 1/2"	13'-8 3/4"
	VC1-934	13,730	662	(2) 40	158,600			36,080	12,370	52,870	1,100	121			44,700	3'-6 1/2"	13'-8 3/4"
	VC1-908	13,348	644	(2) 30	140,800			39,840	14,440	57,070	1,310	144			48,900	4'-3 3/4"	14'-6"
	VC1-974	14,318	691	(2) 40	155,000			40,220	14,440	57,450	1,310	144			49,280	4'-3 3/4"	14'-6"
	VC1-1032	15,170	732	(2) 50	166,900			40,300	14,440	57,530	1,310	144			49,360	4'-3 3/4"	14'-6"
12' x 36'	VC1-1158	17,023	821	(4) 20	214,100	(2) 5	1,670	45,710	*15,340	70,450	1,330	146	12	2,090	57,180	2'-9 1/4"	12'-11 1/2"
	VC1-1224	17,993	868	(4) 25	230,600			45,910	*15,540	70,650	1,330	146			57,380	2'-9 1/4"	12'-11 1/2"
	VC1-1366	20,080	969	(4) 25	223,900			52,120	18,290	77,520	1,650	181			64,250	3'-6 1/2"	13'-8 3/4"
	VC1-1430	21,021	1014	(4) 30	237,900			52,200	18,290	77,600	1,650	181			64,330	3'-6 1/2"	13'-8 3/4"
	VC1-1496	21,991	1061	(4) 30	232,400			58,420	21,400	84,480	1,980	216			71,210	4'-3 3/4"	14'-6"
	VC1-1608	23,638	1140	(4) 40	255,800			59,180	21,400	85,240	1,980	216			71,970	4'-3 3/4"	14'-6"
7.4' x 12'	VC1-C216	3,175	153	15	40,060	3	385	10,270	6,680	14,880	14,880	29	6	360	12,780	2'-9 1/4"	11'-10 1/4"
	VC1-C231	3,396	164	20	44,090			10,280	6,680	14,890	14,890	29			12,790	2'-9 1/4"	11'-10 1/4"
	VC1-C242	3,557	172	15	38,870			11,560	7,970	16,300	16,300	36			14,200	3'-6 1/2"	12'-7 1/2"
	VC1-C260	3,822	184	20	42,790			11,570	7,970	16,310	16,310	36			14,210	3'-6 1/2"	12'-7 1/2"
	VC1-C274	4,028	194	25	46,090			11,620	7,970	16,360	16,360	36			14,260	3'-6 1/2"	12'-7 1/2"
	VC1-C286	4,204	203	30	48,980			11,640	7,970	16,380	16,380	36			14,280	3'-6 1/2"	12'-7 1/2"
	VC1-C299	4,395	212	30	47,830			12,920	9,250	17,720	17,720	43			15,620	4'-3 3/4"	13'-4 3/4"
	VC1-C320	4,704	227	40	52,650			13,110	9,250	17,910	17,910	43			15,710	4'-3 3/4"	13'-4 3/4"
7.4' x 18'	VC1-C339	4,983	241	25	62,180	5	580	15,050	9,830	22,040	22,040	43	8	520	18,790	2'-9 1/4"	11'-10 1/4"
	VC1-C354	5,204	251	30	66,080			15,070	9,830	22,060	22,060	43			18,810	2'-9 1/4"	11'-10 1/4"
	VC1-C380	5,586	269	40	72,730			15,260	9,830	22,250	22,250	43			19,000	2'-9 1/4"	11'-10 1/4"
	VC1-C396	5,821	281	30	64,180			17,050	11,810	24,240	24,240	54			20,990	3'-6 1/2"	12'-7 1/2"
	VC1-C424	6,233	301	40	70,640			17,240	11,810	24,430	24,430	54			21,180	3'-6 1/2"	12'-7 1/2"
	VC1-C445	6,542	316	40	69,020			19,240	13,810	26,630	26,630	64			23,380	4'-3 3/4"	13'-4 3/4"
	VC1-C469	6,894	333	50	74,340			19,280	13,810	26,670	26,670	64			23,420	4'-3 3/4"	13'-4 3/4"

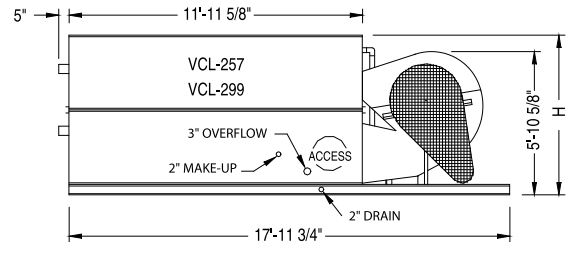
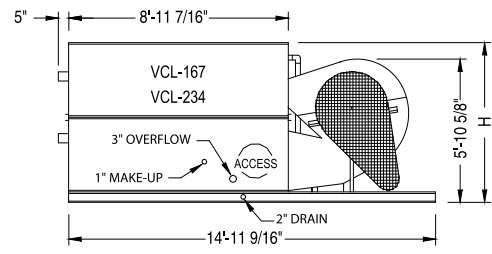
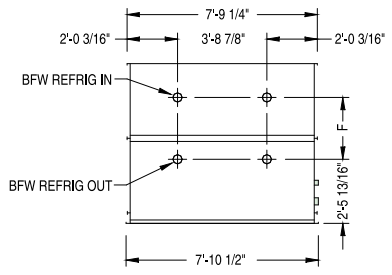
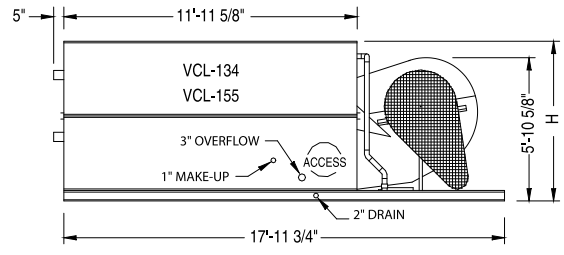
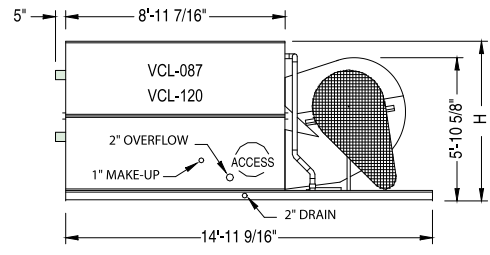
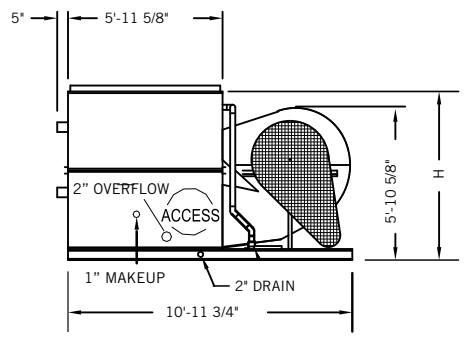
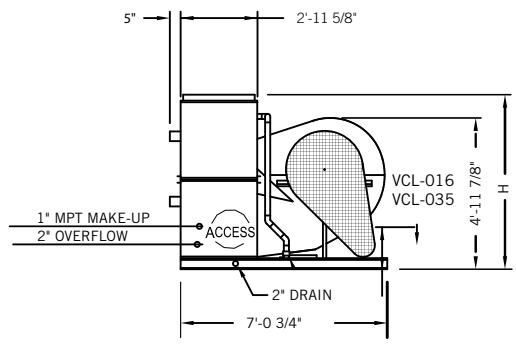


VCL

# Engineering Data



\*2'-5 5/16" ON VCL-016-035  
 2'-5 3/16" ON ALL OTHER MODELS





**NOTE:** Up-to-date engineering data, free product selection software, and more can be found at [www.BaltimoreAircoil.com](http://www.BaltimoreAircoil.com).

Nom. Box Size	Model Number <sup>(1)</sup>	Base Heat Rejection (MBH)	R-717 Tons <sup>(2)</sup>	Fan Motor (HP) <sup>(3)</sup>	Airflow Rate (CFM)	Pump Motor (HP)	Spray Flow Rate (GPM)	Approximate Weight (lbs)		R-717 Operating Charge <sup>(5)</sup> (lbs)	Internal Unit Volume (ft <sup>3</sup> )	Remote Sump			F	H
								Ship Weight	Oper. Weight <sup>(4)</sup>			Max. Drain Size <sup>(6)</sup> (in)	Max. Volume Req. (gal)	Approx. Oper. Weight (lbs)		
4' x 3'	VCL-016	235	11	1	7,040	1.3	45	1,660	2,210	23	2.5	3	40	1,860	1'-2 1/4"	5'-2 1/4"
	VCL-019	279	13	2	8,310			1,690	2,240	23	2.5			1,890	1'-2 1/4"	5'-5"
	VCL-024	353	17	2	8,010			1,900	2,470	34	3.3			2,120	1'-10 3/4"	6'-3 3/4"
	VCL-029	426	21	2	7,660			2,120	2,700	44	4.3			2,350	2'-7 1/4"	6'-10"
	VCL-035	515	25	3	8,140			2,360	2,960	52	5.2			2,610	3'-3 3/4"	7'-6 1/2"
4' x 6'	VCL-038	559	27	3	12,800	1/2	94	2,400	3,530	44	4.4	4	95	2,980	1'-1 1/4"	5'-2 1/4"
	VCL-044	647	31	2	12,620			2,760	3,940	62	6.3			3,390	1'-9 3/4"	6'-1"
	VCL-048	706	34	3	14,250			2,790	3,970	62	6.3			3,420	3'-6 1/4"	6'-1"
	VCL-054	794	38	5	16,150			2,810	3,990	62	6.3			3,440	1'-9 3/4"	6'-3 3/4"
	VCL-058	853	41	3	13,570			3,180	4,370	83	8.2			3,820	2'-6 1/4"	6'-7 1/4"
	VCL-065	956	46	5	15,600			3,200	4,390	83	8.2			3,840	2'-6 1/4"	6'-7 1/4"
	VCL-073	1,073	52	5	15,150			3,610	4,820	101	10			4,270	3'-2 3/4"	7'-3 3/4"
	VCL-079	1,161	56	7.5	16,690			3,680	4,890	101	10			4,340	3'-2 3/4"	7'-6 1/2"
4' x 9'	VCL-087	1,279	62	5	19,280	1	142	4,380	6,130	122	12	4	200	5,840	2'-7 1/4"	6'-10 1/4"
	VCL-096	1,411	68	7.5	21,570			4,410	6,160	122	12			5,870	2'-7 1/4"	6'-10 1/4"
	VCL-102	1,499	72	10	23,730			4,440	6,190	122	12			5,900	2'-7 1/4"	6'-10 1/4"
	VCL-108	1,588	77	7.5	21,200			4,990	6,770	159	15			6,480	3'-6 1/4"	7'-8 9/16"
	VCL-115	1,691	82	10	22,970			5,020	6,800	159	15			6,510	3'-6 1/4"	7'-8 9/16"
	VCL-120	1,764	85	10	22,210			5,620	7,440	182	18			7,150	4'-3 3/4"	8'-4 3/4"
4' x 12'	VCL-134	1,970	95	10	25,130	1 1/2	192	6,160	8,590	203	20	6	250	7,990	3'-6 1/4"	7'-8 9/16"
	VCL-148	2,176	105	15	28,400			6,220	8,650	203	20			8,050	3'-6 1/4"	7'-8 9/16"
	VCL-155	2,279	110	15	28,000			6,950	9,450	242	24			8,850	4'-3 3/4"	8'-4 3/4"
8' x 9'	VCL-167	2,455	118	10	36,870	1 1/2	284	8,030	11,570	244	24	6	385	10,850	2'-7 1/4"	6'-10 1/4"
	VCL-185	2,720	131	15	41,560			8,090	11,630	244	24			10,910	2'-7 1/4"	6'-10 1/4"
	VCL-209	3,072	148	15	40,780			9,270	12,870	317	30			12,150	3'-6 1/4"	7'-8 9/16"
	VCL-223	3,278	158	20	44,290			9,280	12,880	317	30			12,160	3'-6 1/4"	7'-8 9/16"
	VCL-234	3,440	166	20	43,480			10,460	14,140	364	35			13,420	4'-3 3/4"	8'-4 3/4"
8' x 12'	VCL-257	3,778	182	20	47,860	2	384	11,080	16,000	406	40	8	405	14,260	3'-6 1/4"	7'-8 9/16"
	VCL-271	3,984	192	20	47,370			12,480	17,540	484	47			15,800	4'-3 3/4"	8'-4 3/4"
	VCL-286	4,204	203	25	50,670			12,520	17,580	484	47			15,840	4'-3 3/4"	8'-4 3/4"
	VCL-299	4,395	212	30	53,520			12,560	17,620	484	47			15,880	4'-3 3/4"	8'-4 3/4"



**NOTES:**

1. Model number denotes nominal tons using R-22 at a 105°F condensing temperature, a 40°F suction temperature, and a 78°F entering wet-bulb temperature.
2. R-717 tons are at a 96.3°F condensing temperature, a 20°F suction temperature, and a 78°F entering wet-bulb temperature.
3. Fan horsepower is at 0" external static pressure.
4. Operating weight shown is based on total unit weight, weight of refrigerant operating charge, and cold water basin filled to the overflow level.
5. The R-22 operating charge is 1.93 times the R-717 charge; R-134a is 1.98 times.
6. Maximum drain size is based on a bottom connection.
7. Unless otherwise noted, the coil section is the heaviest section.
8. Standard refrigerant connection size is 4" BFW (inlet and outlet).
9. For VCL-016 through VCL-155, the riser pipe diameter is 3". For VCL-167 through VCL-299, the riser pipe diameter is 4".

**Do not use for construction.** Refer to factory certified dimensions. This catalog includes data current at the time of publication, which should be reconfirmed at the time of purchase.

## SERIES V MODELS

# Structural Support

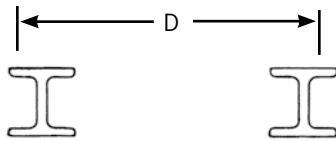
The recommended support arrangement for VC1 and VCL Evaporative Condensers consists of parallel I-beams running the full length of the unit. Besides providing adequate support, the steel also serves to raise the unit above any solid foundation which might restrict air movement or prevent access to the unit. The steel support beam must be level at the top. Support beams and anchor bolts are to be selected and installed by others. Refer to the BAC unit certified print for bolt hole location.

Models VC1-386 through VC1-1608 can be supported with beams on nominal 10' wide centers. In this case, the fan section will overhang the support steel approximately two feet. Contact your local BAC representative for exact dimensions.

### BEAM SIZE AND LENGTH

Beam size should be calculated in accordance with accepted structural practice. Use 65% of the operating weight as a uniform load on each beam. The length of the beam must be at least equal to the length of the basin. Refer to Engineering Data for basin dimensions.

Maximum permissible beam deflection and center line distances between bolt holes are tabulated in the table to the right.



### VIBRATION ISOLATORS

If vibration isolators are used, a rail or channel must be provided between the unit and the isolators to provide continuous support. Refer to vibration isolator drawings for the length of the rails and mounting hole locations, which may differ from the length and the hole locations of the unit itself.

Model Number	D	Maximum Deflection
VC1-10 thru 25	3' 9-3/8"	3/32"
VC1-30 thru 65	3' 9-3/8"	3/16"
VC1-72 thru 90	3' 9-3/8"	5/16"
VC1-100 thru 135	3' 9-3/8"	3/8"
VC1-150 thru 205	4' 6-1/4"	3/8"
VC1-N208 thru N315	7' 7-5/8"	3/8"
VC1-N338 thru N470	7' 7-5/8"	1/2"
VC1-386 thru 516	11' 7-1/4"	3/8"
VC1-540 thru 804	11' 7-1/4"	1/2"
VC1-772 thru 1032	11' 7-1/4"	1/2"
VC1-1158 thru 1608	11' 7-1/4"	1/2"
VC1-C216 thru C320	7' 1-5/8"	3/8"
VC1-C339 thru C469	7' 1-5/8"	1/2"
VCL-016 thru 035	3' 11"	1/4"
VCL-038 thru 079	3' 11"	3/8"
VCL-087 thru 120	3' 11"	1/2"
VCL-134 thru 155	3' 11"	1/2"
VCL-167 thru 234	7' 8-1/4"	1/2"
VCL-257 thru 299	7' 8-1/4"	1/2"